

Financial Operations Excellence

Empowering F&A teams to focus on what matters most



Why Change?

F&A teams are facing continued disruption.



Evolving Business Models

New complexities and reporting requirements are increasing demand on F&A functions.



Challenging Labor Market

Top talent is seeking meaningful work, unemployment is low, and labor costs are increasing.



Expanding F&A Roles

Business partnership and other priorities require a shift from governance to guidance.



The value that F&A teams bring to their organizations is largely dependent on **what they spend their time doing.**



How Change

Building A Transformation Foundation is 'No-Regrets'

Preparing & validating your financial data enables operational excellence

Advanced Enterprise Capabilities

Continuous Planning & Predictive Insights

Optimized & Efficient Actual Results

Standardized & Unified
Financial Data Model



Integrated & Continuous Financial Operations Management

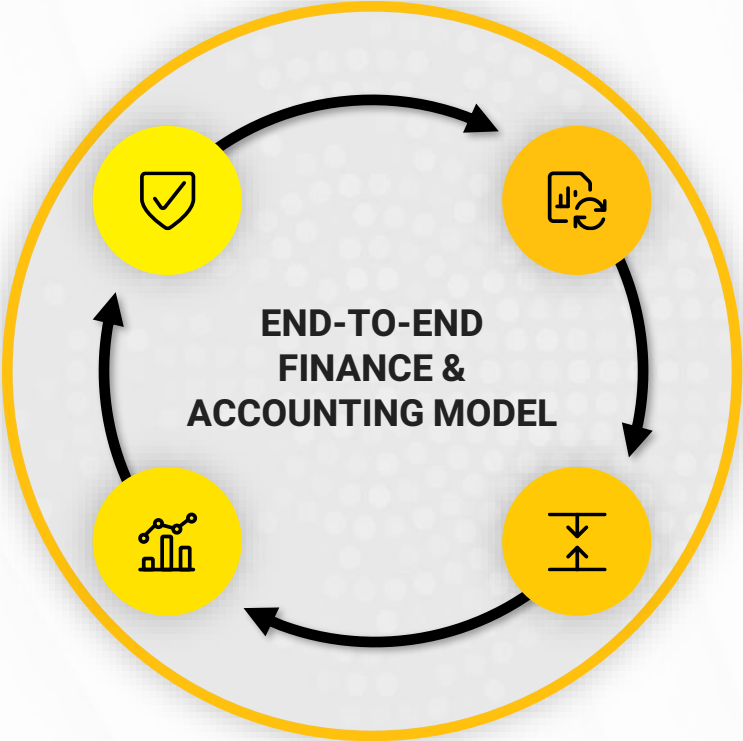
A future-proof and sustainable model

Continuous Compliant Accounting

Financial close and other accounting activities are unified and automated across ERPs, geographies, and business units enabling stronger controls and more real-time actual results.

Consolidating & Reporting

Consolidation, and external reporting, including statutory and legal entity requirements, are streamlined with data sourced consistently from a unified hub.



On-Demand Data & Analytics

A centralized data hub enables standardized and on-demand reporting of financial and operational information across ERPs and other data sources.

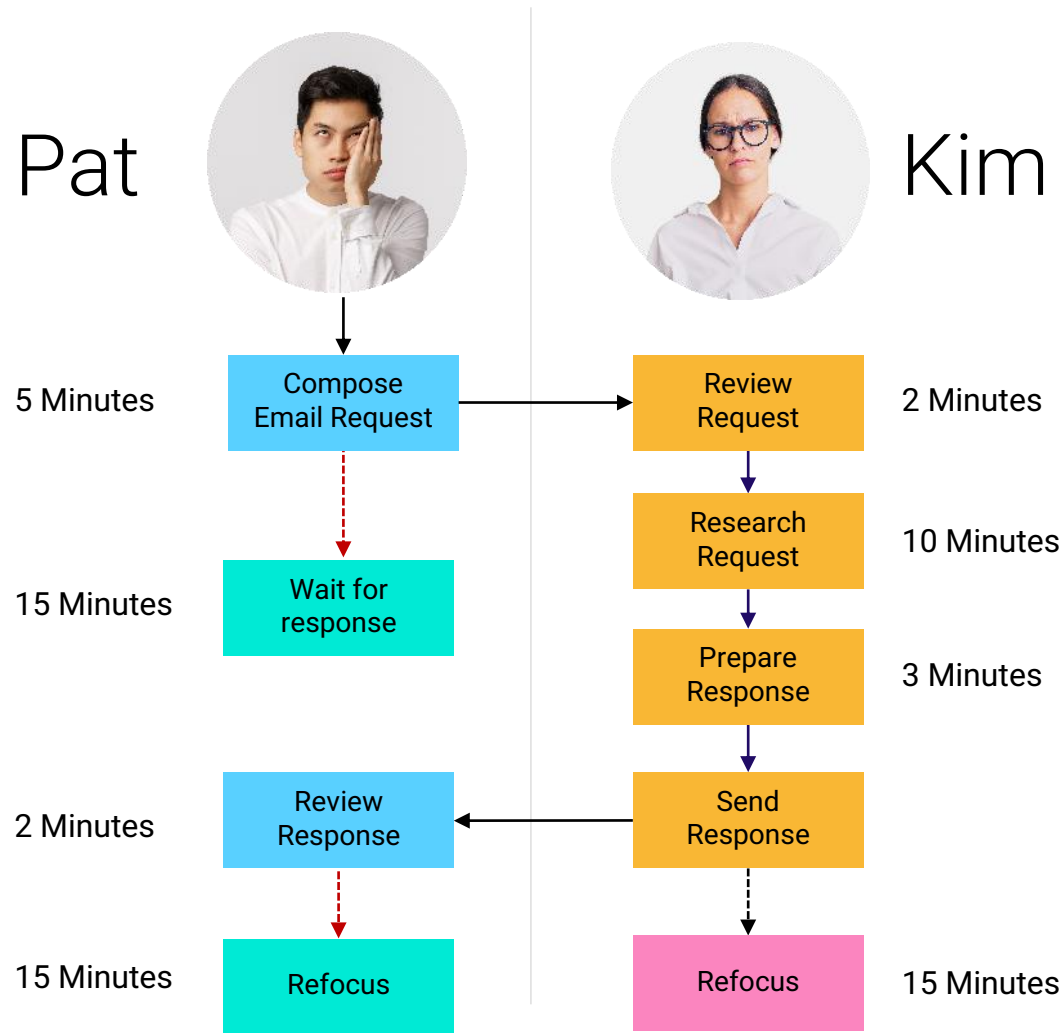
Planning & Forecasting

Rolling and ad-hoc forecast and planning processes are integrated and linked to reliable actuals.

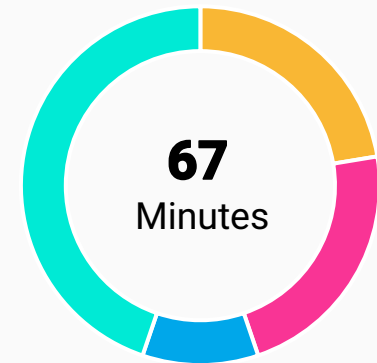
A FRAMEWORK FOR GETTING STARTED

Where do you begin?

Let's look at an example.



Total Company Time Wasted



- Kim's wasted effort
- Kim's time distracted
- Pat's wasted effort
- Pat's time distracted






Why BlackLine?

The Platform for Modern Finance & Accounting

Empowers Finance & Accounting to deliver strategic business value.



The Platform for Modern Finance & Accounting

Inspiring, powering, and guiding your journey to excellence.

BlackLine Accounting Studio

**Financial Close &
Consolidation**

**Accounts Receivable
Automation**

**Intercompany
Financial Management**

Data | Automation | Workflow | Reporting | User Experience


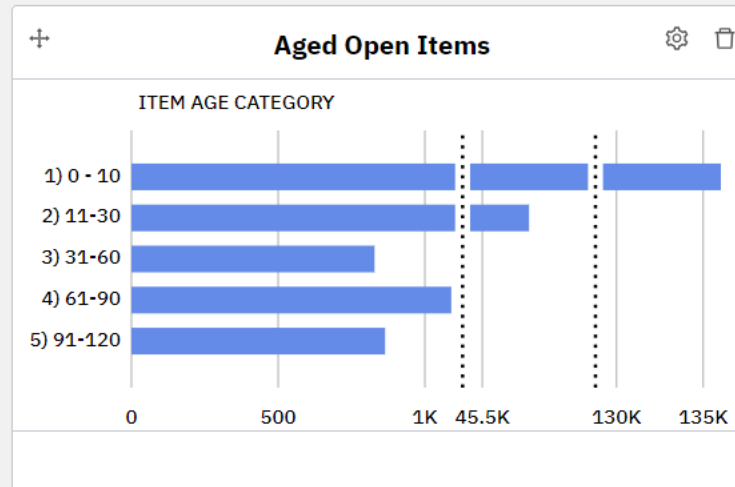
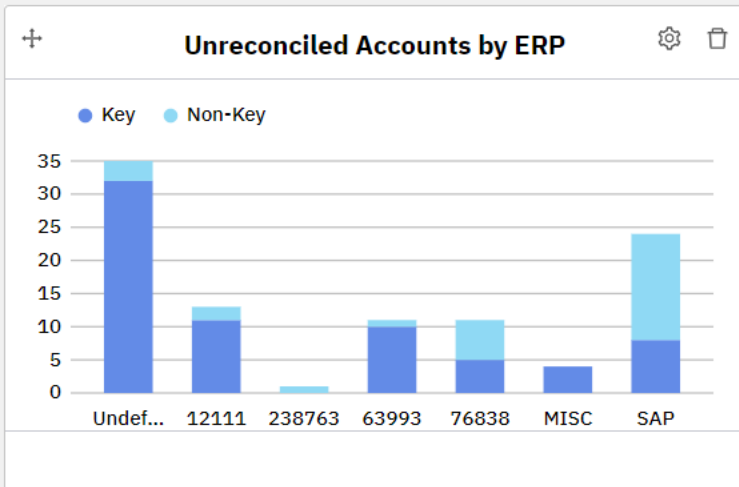
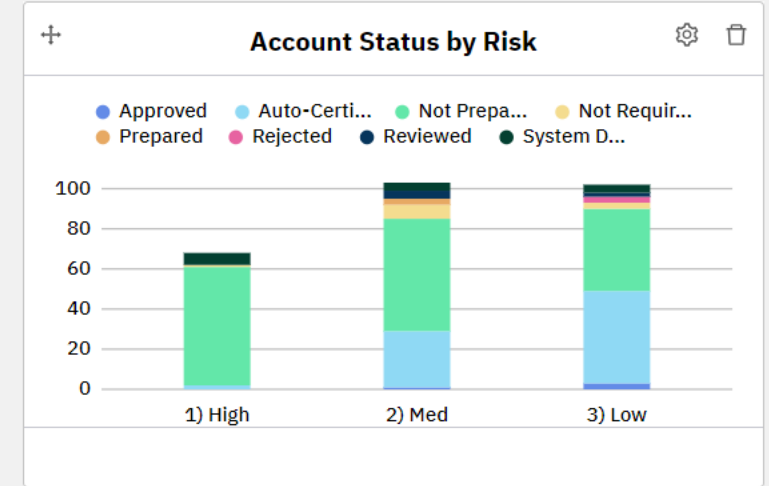
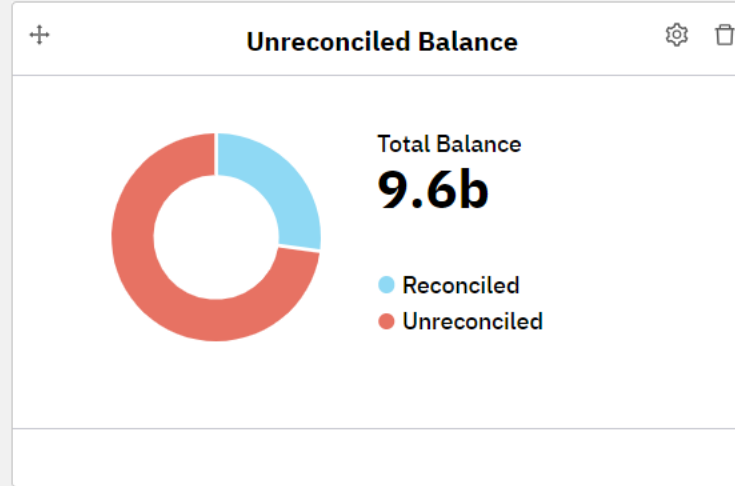
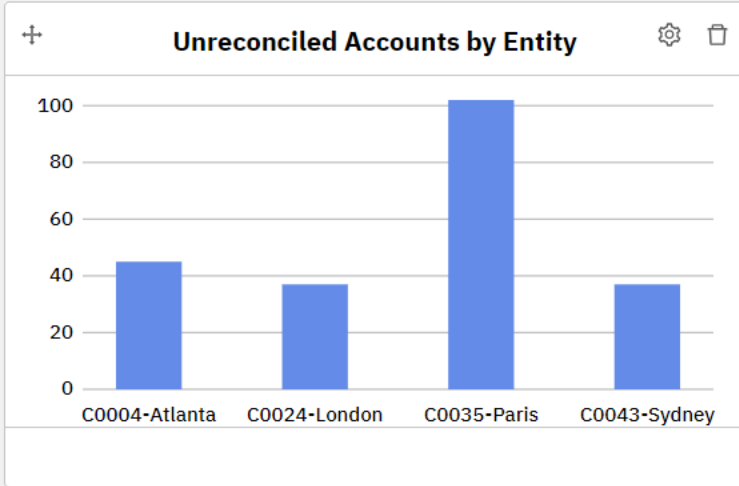
Highly configurable dashboards allow for global visibility across the reconciliation process, journals, closing processes and more

Home

My Work Analytics

New Dashboard: New Version ▾

Edit

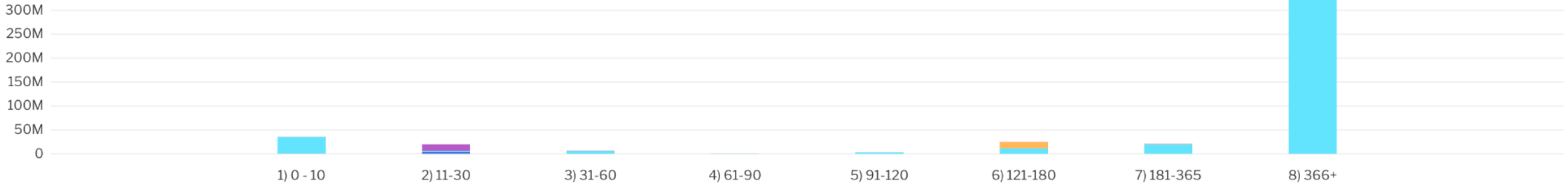


Show Report Info

Edit Report

SUM OF ITEM AMOUNT ACCOUNT (ABS)

● BLUS
 ● C0004-Atlanta
 ● C0024-London
 ● C0027-Madrid
 ● C0029-Melbourne
 ● C0043-Sydney
 ● C0050-Denver
 ● C0051-Oxford
 ● CORP-BlackLine



Create a filter (i.e. GL Balance > 2,000)



	3) 31-60		4) 61-90		5) 91-120		6) 121-180		7) 181-365		8) 366+		
...	Item ID (C...	abs(Item ...	Item ID (C...	abs(Item ...	Item ID (C...	abs(Item ...	Item ID (C...	abs(Item ...	Item ID (C...	abs(Item ...	Item ID (C...	abs(Item ...	Item ID (C...
1.50	5	40,198.50	1									8,562.90	2
5.76	213	5,517,746.04	46	366,706.34	16	3,256,583.83	13	11,668,531.01	61	19,526,286....	26	330,293,13...	21
1.80	6	212,610.85	24							542,671.08	8		
		41,885.89	2	467.12	1			12,852,445....	11	403,171.16	3	9,562.90	3
9.89	5	1,687.39	1	467.12	1	40,198.50	1	540,881.85	12	411,734.06	5	1,000.00	1
77...	59	212,610.85	24			40,198.50	1			542,671.08	8		
1.80	6	212,610.85	24										
1.80	6	212,610.85	24										

Reconciliations 13

Main View - MISC (Def...)

Actions

(1) Filter Applied - Status (1)

Action	Status	Key	Reference	Entity	Account	Description	GL Balance	Unidentified	Risk	Cncy.
View	System Certified	No	Cash	C0024-London	1009		5,500.00	0.00	3) Low	GBP
View	System Certified	No	Cash	C0024-London	1009		5,500.00	0.00	3) Low	GBP
View	System Certified	No	Other Asset	C0024-London	1270		3,862.61	(671.16)	3) Low	GBP
View	System Certified	No	Receivables	C0024-London	1103		3,130.00	3,130.00	3) Low	GBP
View	System Certified	No	Cash	C0024-London	1002		500.00	500.00	2) Med	GBP
View	System Certified	No	Cash	C0024-London	1003		0.05	0.05	3) Low	GBP
View	Not Required									
View	Reviewed									
Edit	Not Prepared									
Edit	Not Prepared									
Edit	Not Prepared									
View	Reviewed									
Edit	Not Prepared									
Edit	Not Prepared									
Edit	Not Prepared									
Edit	Not Prepared									
Edit	Not Prepared									
Edit	System Decertified									
Edit	Not Prepared									
View	Approved									
Edit	Not Prepared									
Edit	Not Prepared									

Efficiencies gained by allowing Non-Key Accounts <\$10K to be system certified

Additional dynamic risk ratings determined by volatility and variance of the account

Add Journal ✕

Template Name

01 - SAP_Quick_Jnl_Val ▼

[Add from Excel](#) [Add Manually](#)

Option A
Ability to import mass JE lines

Option B
Ability to enter JEs within BL. No need to open a template in excel

Journal Master

Journal Master

Description [Clone](#) [Create Journal](#) [Journal History](#)Active Journal Frequency

Start Date

End Date

 Auto-Certify Recurring Journals

Settings

 Copy Comments, Documents and Hyperlinks from Master to Child Journals

Settings ^

Preparer Wolfe, Ken

Approver Reviewer Account Reviewer Account Manager Internal Auditor Team Level Team

Final Certification State Prepared

Streamline review and approval with flexible approval workflow



Lines

Save

Validate

[Add Line](#)

[Remove Line](#)

[Reverse Balance Amounts](#)

[Mass Import Lines](#)

Show Informational Columns

Show Empty Columns

<input type="checkbox"/>	Posting Key*	Account*	Cost Center	Amt Doc Cur*	Account Description (Line Number (Display)	Line Status (Display)
<input type="checkbox"/>	40	1310	ADM038	1,269.02		1	Valid
<input type="checkbox"/>	40	1220	ADM039	1,269.02	Prepaid Property Taxes	2	Valid
<input type="checkbox"/>	40	1005		1,269.02	Credit Union Bank	3	Valid
<input type="checkbox"/>	40	1011		1,269.02	Checking Account	4	Valid

Line 1 can not validate Account* with a value of 1310 when Cost Center has a value of ADM038.
 Line 2 can not validate Account* with a value of 1220 when Cost Center has a value of ADM039.

Validation at JE line item level

Items

Currently, there are no items attached to this journal.

Comments

Currently, there are no comments stored for this journal.

[Add Comment](#)

Supporting Documents ^

[Add Document](#)

Date	Submitted By	Document Name	Description/Comment
6/29/2023	Wolfe, Ken	Journal Entry Load New Multi DemoWS final test.xlsx	Excel Sheet from which journal was imported.

Comments and supporting documents attached directly to the workflow

Save

Validate

Certify

Delete

Cancel

Unmatched Transactions


Actions



Match



Deposits per Bank:-- Deposits per GL:-- Difference: --

Deposits per Bank **19**

Metro - Unmatched B... 

 Create a filter (i.e. GL Balance > 2,000) 


Reconcilia...	Match_Tx...	PastDt	Amount	CheckNo	ImportDate
<input type="checkbox"/>					
<input type="checkbox"/> No	232	28/06/2022	7,000.00	11255	22/07/2022
<input type="checkbox"/> No	233	28/06/2022	7,000.00	1109	22/07/2022
<input type="checkbox"/> No	7534	07/05/2022	5,000.00	1109	22/01/2020
<input type="checkbox"/> No	47885	01/05/2022	50.00	MMFee	30/04/2021
<input type="checkbox"/> No	47886	01/05/2022	25.00	IBFee	30/04/2021
<input type="checkbox"/> No	47887	12/05/2022	75.00	RFee	30/04/2021
<input type="checkbox"/> No	47888	28/05/2022	10.00	TBFee	30/04/2021
<input type="checkbox"/> No	47889	03/05/2022	30.00	WTFee	30/04/2021
<input type="checkbox"/> No	47890	10/05/2022	30.00	WTFee	30/04/2021
<input type="checkbox"/> No	47891	17/05/2022	30.00	WTFee	30/04/2021
<input type="checkbox"/> No	47892	24/05/2022	30.00	WTFee	30/04/2021
<input type="checkbox"/> No	47893	31/05/2022	30.00	WTFee	30/04/2021
<input type="checkbox"/> No	47894	01/06/2022	50.00	MMFee	30/04/2021
<input type="checkbox"/> No	47895	01/06/2022	25.00	IBFee	30/04/2021
<input type="checkbox"/> No	47896	25/06/2022	10.00	TBFee	30/04/2021



Show Selected

Page **1** of 1

Last Imported 2 years ago

Deposits per GL **6**

None (Default) 

 Create a filter (i.e. GL Balance > 2,000) 


Match_Tx...	Date	Dollars	ChkNum	Transactio...	Transactio...
<input type="checkbox"/>					
<input type="checkbox"/>	227	29/06/2022	11,901.01	53732	323
<input type="checkbox"/>	228	29/06/2022	37,617.03	58399	323
<input type="checkbox"/>	229	29/06/2022	26,194.96	62820	323
<input type="checkbox"/>	232	29/06/2022	32,576.90	62886	323
<input type="checkbox"/>	236	30/06/2022	13,970.00	1381060-05	322
<input type="checkbox"/>	42201	27/05/2022	5,000.00		356






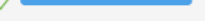














Show Selected

Page **1** of 1

Last Imported 3 years ago

Variance Analysis

 Create a filter (i.e. GL Balance > 2,000)

Reference	Acti...	Exposure	Entity	Account	Description	Rule Name	GL Balance	Var. Balance	Unexplain...	Variance %
Fixed Assets	View		C0050-Denver	1590	Accumulated Depreciation ...	Act - Month Over Month...	(909.04)	(806.85)	(102.19)	12.67 %
Fixed Assets	View	0% 	C0051-Oxford	1490	Computer Equipment	Act - Month Over Month...	0.00	0.00	0.00	0.00 %
Fixed Assets	View		C0051-Oxford	1590	Accumulated Depreciation ...	Act - Month Over Month...	(909.04)	(806.85)	(102.19)	12.67 %
Receivables	View		C0050-Denver	1105	Allowance for Bad Debt - In...	Act - Month Over Month...	(2,132,787....	(953,716.44)	(1,179,071....	123.63 %
Receivables	View		C0051-Oxford	1105	Allowance for Bad Debt - In...	Act - Month Over Month...	(2,132,787....	(953,716.44)	(1,179,071....	123.63 %
Cash	View		C0029-Melbourne	1003	BOA Sweep Account	Act - Month Over Month...	0.03	0.02	0.01	50.00 %
Cash	View		C0029-Melbourne	1012	New Bank	Act - Month Over Month...	191,196.46	327,800.78	(136,604.32)	41.67 %
Receivables	View		C0029-Melbourne	1103	Accounts Receivable - Emp...	Act - Month Over Month...	3,130.00	0.00	3,130.00	100.00 %
Inventory	View	0% 	C0029-Melbourne	1400	Inventory GAAP vs IFRS	Act - Month Over Month...	0.00	0.00	0.00	0.00 %
Payables	View		C0029-Melbourne	2000	Accounts Payable	Act - Month Over Month...	183,227.49	(142,510.28)	325,737.77	228.57 %
Payables	View		C0029-Melbourne	2100	Accrued Expenses	Act - Month Over Month...	32,329.56	(22,433.96)	54,763.52	244.11 %
Payables	View		C0029-Melbourne	2130	Accrued Bonus	Act - Month Over Month...	143,442.16	(28,974.96)	172,417.12	595.06 %
Deferred	View		C0029-Melbourne	2150	Deferred Revenue	Act - Month Over Month...	(1,064,999....	0.00	(1,064,999....	100.00 %
Liability	View		C0029-Melbourne	2230	Accrued Audit Fees	Act - Month Over Month...	(60,416.67)	(60,416.66)	(0.01)	0.00 %
Liability	View	0% 	C0029-Melbourne	2255	Accrued Advertising	Act - Month Over Month...	(25,000.00)	(25,000.00)	0.00	0.00 %
Equity	View	0% 	C0029-Melbourne	3400	Retained Earnings	Act - Month Over Month...	0.00	0.00	0.00	0.00 %
Inventory	View		C0048-Perth	1400	Inventory - Finished Goods	Act - Month Over Month...	120,600.00	0.00	120,600.00	100.00 %
Inventory	View		C0048-Perth	1400	Inventory - Finished Goods	Act - Month Over Month...	140,800.00	0.00	140,800.00	100.00 %
Inventory	View		C0048-Perth	1400	Inventory - Finished Goods	Act - Month Over Month...	140,800.00	0.00	140,800.00	100.00 %
Inventory	View		C0048-Perth	1400	Inventory - Finished Goods	Act - Month Over Month...	140,800.00	0.00	140,800.00	100.00 %



Balance Sheet Report

[Expand All](#) | [Export](#)

Financial Statement	30/06/2022	31/03/2022	Delta	Variance %			
Out of Balance/Net Profit	\$0	\$0	\$0	48%			
Balance Sheet - IFRS	\$0	\$0	\$0	48%			
Total Assets	\$412,110,556,553	\$2,397,318,103	\$409,713,238,450	17090%			
Total Current Assets	\$353,761,082,056	\$2,121,399,052	\$351,639,683,004	16576%			
Total Cash & Cash Equivalents	\$42,984,264,417	\$4,326,605	\$42,979,937,811	993387%			
0853 - Cash	\$42,863,053,100	\$4,326,605	\$42,858,726,494	990586%			
✓ G-7000-APAC-0853-----	\$42,258,952,811	\$3,239,756	\$42,255,713,055	1304287%	▶	Var	📄
G-8000-EMEA-0853-----	\$317,696,367	\$587,403	\$317,108,965	53985%	▶	Var	
✓ G-9000-Americas-0853-----	\$286,403,922	\$499,447	\$285,904,475	57244%	▶	Var	
Cash Equivalents	\$121,211,317	\$0	\$121,211,317	100%			
0311 - Marketable Securities at Cost	\$148,789,650	\$0	\$148,789,650	100%			
					▶	Var	
					▶	Var	📄
					▶	Var	
Total Cash Investments	(\$27,578,333)	\$0	(\$27,578,333)	100%			
0860 - Temporary Cash Investments - Other	(\$27,578,333)	\$0	(\$27,578,333)	100%			
					▶	Var	
					▶	Var	
					▶	Var	
					▶	Var	
					▶	Var	
					▶	Var	

Pre-consolidation reporting available for global or entity-level balance sheet views.

BlackLine calculates month-over-month variance, and users can add variance explanations and sign-off

Home

Intercompany financial management dashboard

Download Email Go to

Intercompany transactions count

1.79 M

62,557,122,124 USD

Vendor invoices

1,121

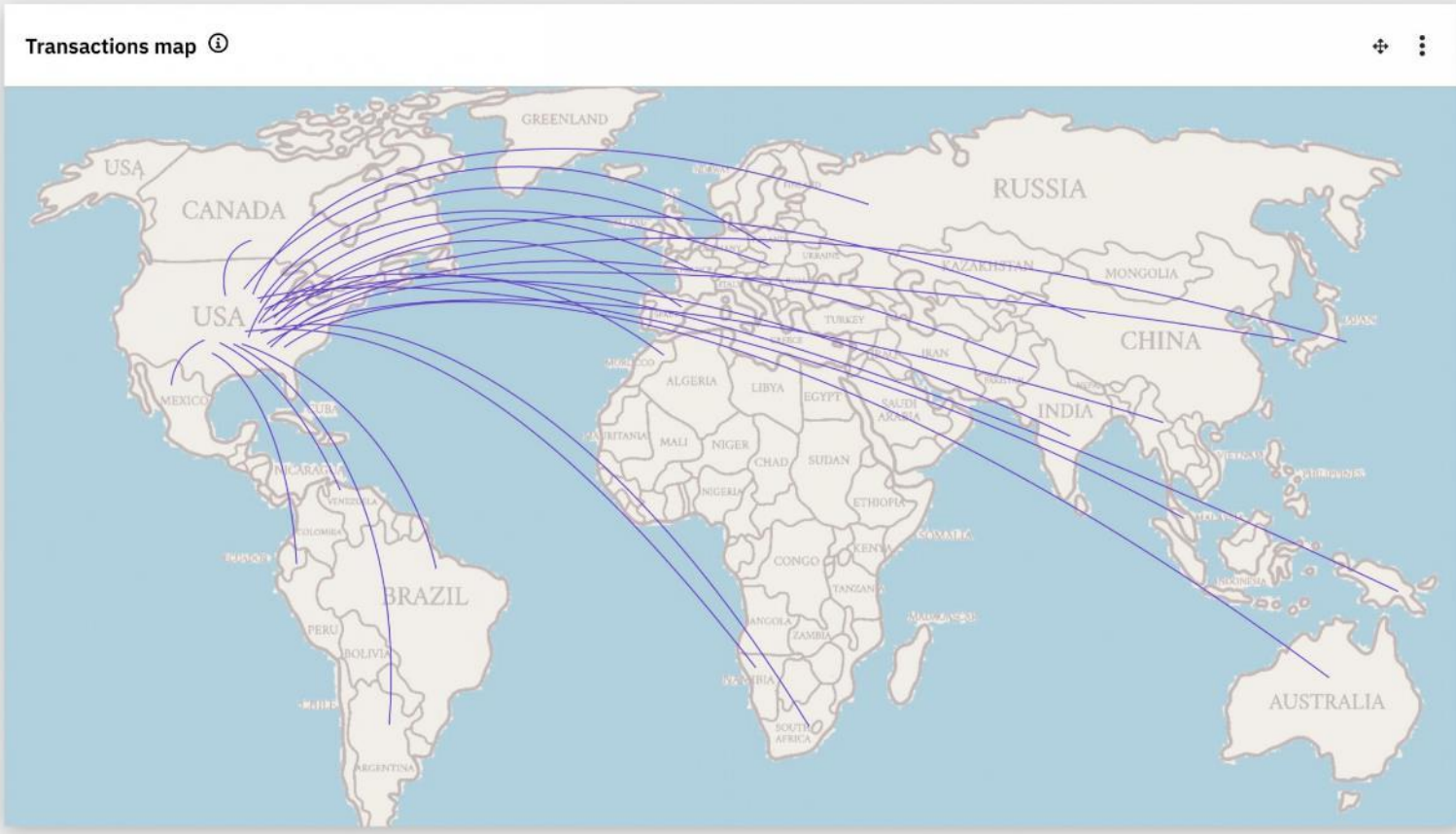
57,122,124 USD

Tax leakage alert

7 countries

TAX 102,362,557 USD

World relationship view Time view 5Y 3Y 1Y 6M 3M 1M



Filter Clear

Quick filter: Select

Seller country: United States Buyer country: All

Document number: Any Document type: TAX

Seller company code: Any Buyer company code: Any

Seller company name: Any Buyer company name: Any

Start date: Nov 1, 2021 End date: Oct 31, 2022

Transaction subtotal by sellers (24)

Transaction subtotal by buyer (27)

All transactions (1,790,123,123)

Disruptive Approach to Intercompany

FULLY AUTOMATED & TOUCHLESS



CREATE

- ✓ TRANSACTION CREATED
- ✓ DYNAMIC TAX & TP CALCULATIONS
- ✓ INTERNAL INVOICE GENERATION
- ✓ INTELLIGENT BILL ROUTING

BALANCE & RESOLVE

- ✓ IMBALANCE DETECTION & PROACTIVE BALANCING
- ✓ TRANSACTION ADJUSTMENT & RESOLUTION
- ✓ CONTINUOUS ERP, ADJUSTMENT, DISPUTE RESOLUTION & JOURNAL ENTRIES UPDATES
- ✓ GLOBAL IC 'VIRTUAL SUBLEDGER'

NET & SETTLE

- ✓ NETTING & AGGREGATION
- ✓ CLEARING OPEN ITEMS
- ✓ PAYMENT CONFIRMATION
- ✓ FX GAIN/LOSS

REPORTING & ANALYTICS



- ✓ REPORTS & ANALYTICS AVAILABLE ACROSS ENTIRE END-TO-END PROCESS

Common Customer Use Cases



Project-based costs or cost pools



Support functions (i.e., Legal, HR, EHS)



Field engineer hours



Global or regional HQ allocations



Management fees



Shared service costs



Learning and classroom



Expats, mobility and seconded employees



Centrally managed payroll services



IT consumption-based chargebacks



IT asset chargebacks



Global platform costs



Commercial team cost allocations to beneficiary region

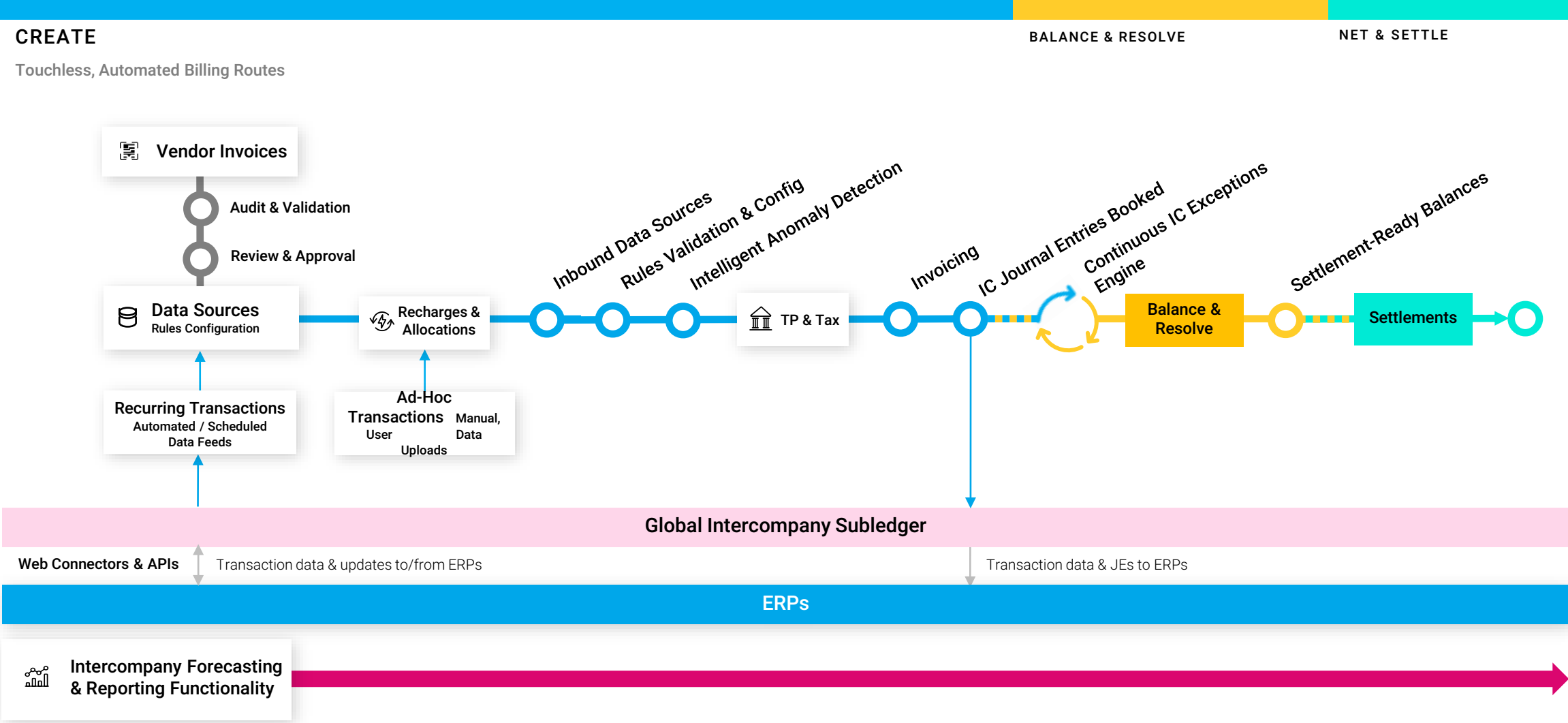


Parts and spares



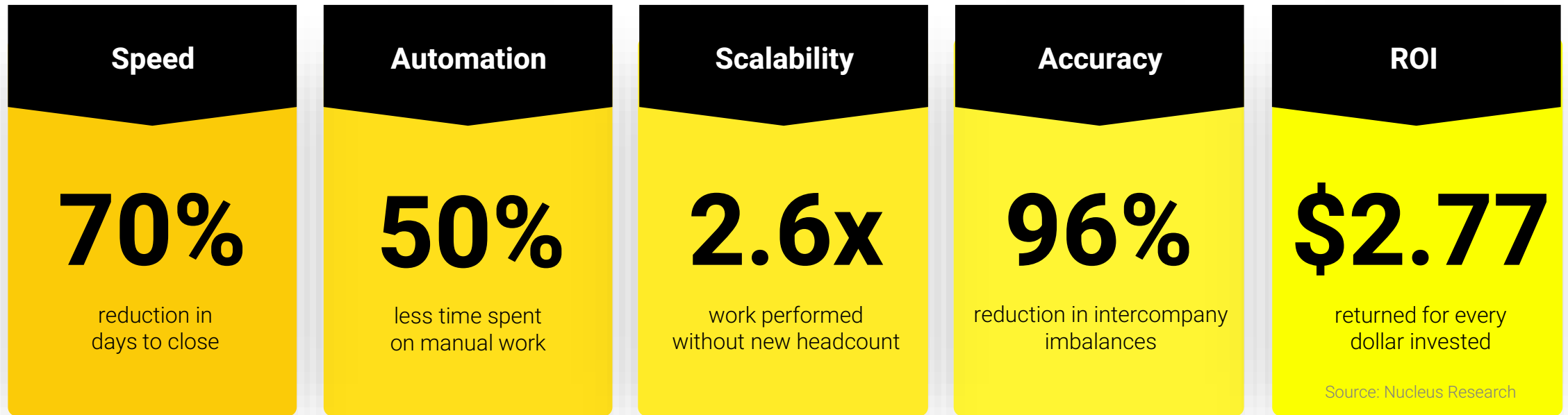
Finished goods

Non-Trade Creation Process



Financial Operations Excellence

Empowering accounting teams to focus on what matters most



“The labor market is tight right now. It’s difficult to find good people. Using a best-in-class software like BlackLine is attractive to employees and great for retention. It changes how they work.”

– BlackLine Customer

Thank you.

Visit blackline.com

